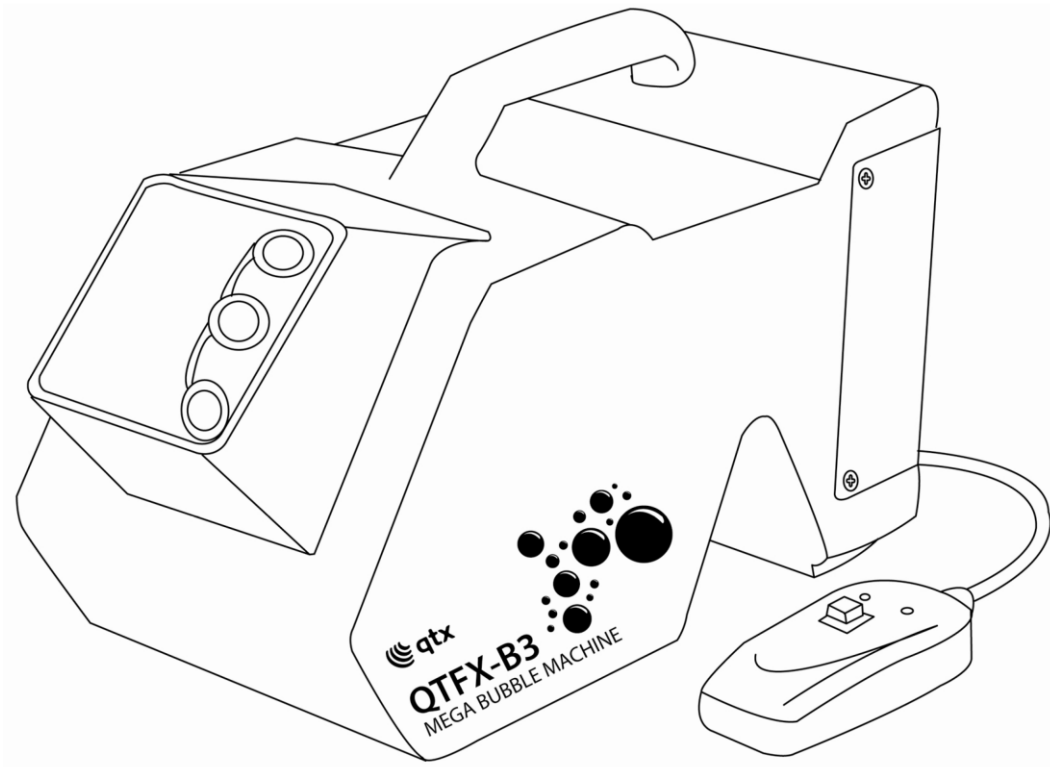


QTFX-B3

MEGA BUBBLE MACHINE

Item ref: 160.560UK

User Manual



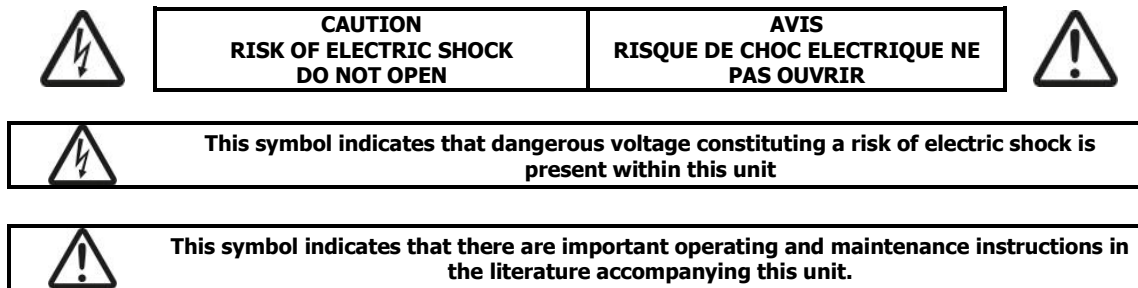
Caution: Please read this manual carefully before operating
Damage caused by misuse is not covered by the warranty

Introduction

Unique to QTX, this lightweight bubble machine features barrel rolling wands which produce an incredible amount of bubbles. It is made from heavy duty ABS plastic and features a high quality low noise fan. Ideal for events, parties and mobile discos.

- High bubble output
- High speed fan with low noise
- Made from Lightweight heavy-duty plastic
- Easy fill and empty tank
- Includes handheld remote control

SAFETY SYMBOL AND MESSAGE CONVENTIONS



Warning

To prevent the risk of fire or electric shock, do not expose any components to rain or moisture.

If liquids are spilled inside the housing (other than in the fluid reservoir), stop using immediately, allow unit to dry out and have checked by qualified personnel before further use. Avoid impact, extreme pressure or heavy vibration to the case

No user serviceable parts inside – Do not open the case – refer all servicing to qualified service personnel.

Safety

- Check for correct mains voltage and condition of IEC lead before connecting to power outlet
- The IEC inlet has a mains fuse. Only replace the fuse with the same type.
If continually blowing fuses, have the unit checked by qualified service personnel
- **This unit must be earthed!**

Placement

Caution: This unit must only be used on a flat surface. Do not tilt or move whilst in use

Do not obstruct the front of the machine, fan or vents.

Allow adequate space for refilling the tank and routine maintenance.

Do not position where the fixture will be exposed to rain, extreme temperatures changes, vibration or restricted ventilation.

Cleaning

- Periodically wipe and/or rinse the fluid reservoir with water to avoid buildup of residue
- Use a soft cloth with a neutral detergent to clean the housing as required
- Clear vents periodically with a soft brush and vacuum cleaner

Unpacking

Please check the contents to ensure that the product has been received in good condition.

- QTFX B3 bubble machine
- Remote control
- User's Guide
- IEC mains lead(s)

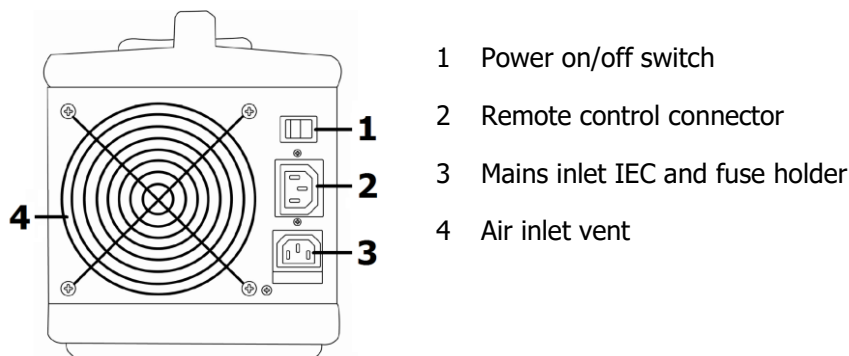
If you find any accessory is missing or the machine has arrived with any problems, please contact your local dealer at once.
Do not try to fix this item yourself, as this will invalidate the warranty.
Please keep the original package and invoice for any possible replacement or returned demand.

Recommended fluid

For the QTFX-B3 bubble machine we strongly recommend the following fluid which has been specifically formulated for the best results.

- 160.574UK High quality bubble fluid 1 Litre
- 160.575UK High quality bubble fluid 5 Litre

Rear panel



Operation

1. Place on a flat surface.
2. Connect the wired remote control (2)
3. Pour the contents of the bubble fluid into the front tank so the bubble wands are submerged.
4. Connect the IEC mains plug (3) and switch the power on (1)
5. Press the button on the remote control to switch bubble output on or off
6. After use unplug from the mains and empty the remaining contents back into the bubble fluid container or dispose of appropriately.
7. Clean the fluid reservoir before the next use.

Specifications

Power supply	230Vac, 50Hz (IEC)
Power consumption	40W
RPM	30
Fluid capacity	1.8l
Dimensions	340 x 175 x 210mm
Weight	1.2kg



This product is classed as Electrical or Electronic equipment and should not be disposed with other household or commercial waste at the end of its useful life. The goods must be disposed of according to your local council guidelines

Errors and omissions excepted.

Copyright© 2021 AVSL Group Ltd, Unit 2 Bridgewater Park,
Taylor Road, Trafford Park, Manchester. M41 7JQ.

AVSL (Europe) Ltd, Unit 3D North Point House,
North Point Bus. Park, New Mallow Road, Cork, Ireland.